

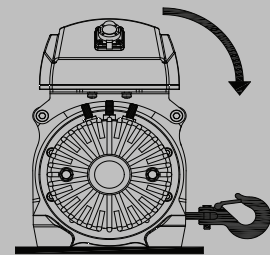
T114A12-CAD



ENGINEERING DATA

Rated Pulling Force:	14500 lb	6577 kg
Drum Barrel Diameter:	2.48 in	63 mm
Drum Flange Diameter:	5.94 in	151 mm
Distance Between Flanges:	8.54 in	217 mm
Rope Diameter:(Synthetic Rope)	7/16 in	11 mm
Recommended Min.Rope Breaking Strength:	23000 lb	10433 kg
Maximum Layers of Rope:	4	
Motor (12V):	Input: 5.4kw/7.2hp; Output: 2.7kw/3.6hp	
Gear Reduction:	228:1	
Brake Type:	Patented ratchet	
Net weight:	75 lb	34 kg

DRUM ROTATION

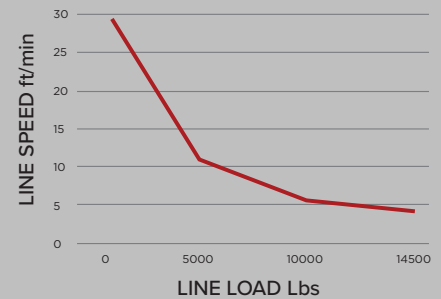


Viewed from motor end
Pull from bottom of winch

PERFORMANCE BY LAYER - 7/16"(11MM) DIA.ROPE

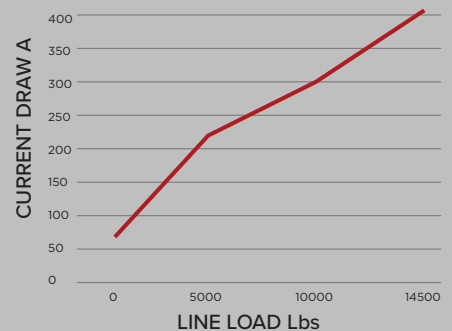
Drum Layer	Line Load			No Load Speed		Drum Capacity	
	lb	kg	kN	ft/min	m/min	ft	m
1	14500	6577	64.5	29.5	9	13.8	4.2
2	11177	5070	49.7	38	11.6	32.5	9.9
3	9093	4124	40.4	46.9	14.3	55.4	16.9
4	7664	3476	34	55.8	17	82	25

*Never exceed Rated Pulling Force. A Rated Capacity Limiter is recommended.



FIRST LAYER PERFORMANCE

Line Load		Current Draw	Line Speed		Duty Cycle
lb	kg	Amps	ft/min	m/min	min/10min
0	0	65	29.5	9	5:30
5000	2268	210	11.8	3.6	1:50
10000	4536	300	5.9	1.8	1:00
14500	6577	405	3.9	1.2	0:30



T114A12-CAD

